

**Annex G Non contextualized Materials**

Retrieved from "Navigate coursebook A2", pages 16 and 42.



## 2

## My day

## 2.1 A day in the life of a scientist

GOALS ■ Talk about everyday actions ■ Use the present simple positive to talk about your day

## Listening &amp; Grammar present simple and adverbs of frequency



- 1 Work with a partner. Look at the photos and information about Bird Island and answer the questions.

- Where is Bird Island?
- What animals live there?

- 2 2.1) Melanie Szabo is a scientist on Bird Island. Listen to her talking about her day in the summer and in the winter. Tick (✓) the activities she mentions.

- |                           |                   |
|---------------------------|-------------------|
| 1 study penguins          | 7 have dinner     |
| 2 get up early            | 8 work in the lab |
| 3 have breakfast          | 9 write emails    |
| 4 go out in a boat        | 10 go to bed late |
| 5 visit different islands | 11 relax          |
| 6 take photos             | 12 read a book    |

- 3 2.1) Listen again and complete the sentences with the correct verbs. Is Melanie talking only about today, or things she does every day?

- In the summer, my days are long. I \_\_\_\_\_ early and \_\_\_\_\_ to the beach. I watch the penguins.
- We \_\_\_\_\_ different islands and we \_\_\_\_\_ photos.
- In the winter, we usually \_\_\_\_\_ more free time.

- 4a Work with a partner. Read the article about Melanie and her colleague, Sven. How are their jobs different?

**SCIENTISTS ON BIRD ISLAND**

Bird Island is an important scientific research centre. Every year lots of scientists visit the island, but Melanie Szabo, a professor of zoology, works there all year. Sven Olafsson, who is from Bergen in Norway, also works on the island. He studies seals and Melanie watches penguins. The penguins come to the beaches on the north of the island and Melanie often works there alone. Sven never works alone – he always works with the other scientists because the male seals are big and sometimes dangerous! Sven loves his job, but he works very hard and he hardly ever has free time. For Melanie, her favourite time is Saturday night. One of the scientists usually makes a big dinner for the group and they watch a movie together, relax or play games.

- b Work with a partner. Would you like to work on Bird Island? Why/Why not?

- 5 Work with a partner. Read the sentences and complete the rules in the Grammar focus box.

- We visit different islands and we take photos.
- Sven loves his job, but he works very hard and he hardly ever has free time.
- Melanie watches penguins.

**GRAMMAR FOCUS** present simple positive

- We use the present simple to talk about repeated actions and things that are always true.
- To make the present simple positive, we use:  
I/You/They + infinitive without to  
She/It + infinitive without to + (e)s
- When a verb ends in -ch, -sh, -ss, -s, -z, -x, we add <sup>3</sup> \_\_\_\_\_ to the third person he/she/it form.
- The third person he/she/it form of have is <sup>4</sup> \_\_\_\_\_.

→ Grammar Reference page 138

## 4.4 Speaking and writing

GOALS ■ Ask for and give directions ■ Use the imperative to give instructions

### Listening & Speaking

#### asking for and giving directions

- 1 Susan Melba is visiting the town of Ubud on the Indonesian island of Bali. Work with a partner and find the places from the box on the map.

bank bookshop chemist internet café market palace  
 police station post office supermarket Susan's hotel

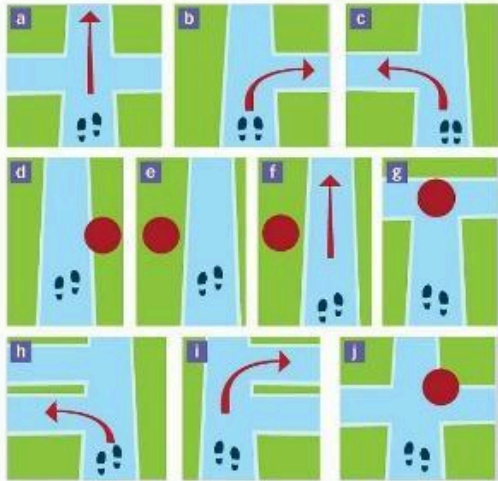
- 2 Work with a partner. Use the table and the map to help you make sentences about Ubud.

|                   |   |
|-------------------|---|
| There's a (place) | next to/opposite/in front of/near/<br>behind the (place). |
| The (place) 's/is | between the (place) and the (place).<br>on (street/road). |

*There's a police station near the supermarket.  
 The bookshop is on Ubud Main Road.*

- 3 Match places and directions 1–10 to illustrations a–j.

- |                         |                 |
|-------------------------|-----------------|
| 1 on the right          | 6 go past       |
| 2 take the first left   | 7 turn left     |
| 3 on the left           | 8 on the corner |
| 4 go straight on        | 9 at the end of |
| 5 take the second right | 10 turn right   |



- 4a **4.10** Susan asks Alan at reception for directions. Listen and tick (✓) the places in exercise 1 that she asks directions to.

- b **4.10** Listen to the conversation again. Use the words and phrases in the box to complete the gaps.

corner end Excuse get left near on past  
 straight where's

- \_\_\_\_\_ me, could you give me some directions, please?
- Is there a chemist \_\_\_\_\_ here?
- How do I \_\_\_\_\_ there?
- Go out of the main door and turn left. Then go to the \_\_\_\_\_ of the road and turn left again.
- Go \_\_\_\_\_ on for about five minutes. Go \_\_\_\_\_ the internet café and the bank, and then turn \_\_\_\_\_ into Raya Andong. It's \_\_\_\_\_ the left, next to the supermarket.
- OK, thanks. Oh, and \_\_\_\_\_ the palace?
- That's easy. It's at the end of this road on the \_\_\_\_\_.

- c Compare your answers with a partner.